



Collaboration Task List and Operating Collaboration Fund

P. F. Michelson
Stanford University



Operating Collaboration Fund

- Operating Collaboration Fund:
 - contribute to funding ISOC operations personnel costs,
 - computing: contribute to on-line disk storage needed to support level-1 data base and analysis by collaboration
 - defray living expenses for long-term resident collaborators (e.g. Science Analysis Coordinator, Science Group co-leads)
 - publication costs




OCF shares

Table 1. Contribution to the Operation Of GLAST
Based on OCF Collaborative Membership Count As of August 2006

- Using SV=6500, Estimated Common Fund in 2006 USD = \$819000


Collaborator	Membership Category			Fractional Share of OCF	Share of OCF	
	Member	Scientist	Postdoc	Full Member + 0.2*Affiliated Scientists + Postdocs	# of Collaborators	
France	14	5	1	13%	16	\$ 104,000
CEA	6	4	0	6%	7	\$ 45,500
IN2P3	8	1	1	7%	9	\$ 58,500
other				0%	-	\$ -
Germany						
MPE						
Italy	14	27	15	27%	34	\$ 221,000
ASI	2	15	1	5%	6	\$ 39,000
INFN	12	12	14	22%	28	\$ 182,000
other						
Australia						
Japan	6	3	3	8%	10	\$ 65,000
Sweden	1	6	0	2%	2	\$ 13,000
USA	51	38	5	51%	64	\$ 416,000
DOE	29	9	2	26%	33	\$ 214,500
NASA	18	15	2	18%	23	\$ 149,500
other	4	14	1	6%	8	\$ 52,000
Total	86	79	24	100%	126	\$ 819,000



CY06 OCF & proposed CY07 OCF


Annex 2. GLAST Operating Collaboration Fund
- Proposed Budget

	Calendar 2006 (6 Months) As Proposed In Oct 05	Calendar 2006 (6 Months)	Calendar 2007	Calendar 2008	Calendar 2009
1. ISOC Core Staff (CHS) Cost*	\$ 239,549	\$ 167,518	\$ 348,438	\$ 362,376	\$ 376,871
(Based on staff rates in ISOC CHS)					
Software Engineer Annual Base Salary	\$ 105,240				
Benefit and Leave Factor	\$ 45,063				
Subtotal	\$ 150,303				
Special Overhead	\$ 19,539				
Annual Total With Overhead	<u>\$ 169,842</u>				
Operations Engineer Annual Salary	\$ 102,360				
Benefit and Leave Factor	\$ 43,830				
Subtotal	\$ 146,190				
Special Overhead	\$ 19,005				
Annual Total With Overhead	<u>\$ 165,194</u>				
2. Computing - SAS	\$ 132,888	\$ 197,750	\$ 316,400	\$ 316,400	\$ 316,400
Disk (50 TB)	\$ 175,000				
Subtotal	\$ 175,000				
Special Overhead	\$ 22,750				
Total With Overhead	<u>\$ 197,750</u>				
3. Publication			\$ 10,170	\$ 10,170	\$ 10,170
Page charges	\$ 23,250				
Special Overhead	\$ 3,023				
Total With Overhead	<u>\$ 26,273</u>				
4. Living Expenses			\$ 29,832	\$ 29,832	\$ 29,832
1 Analysis Coordinator	\$ 26,400				
Special Overhead	\$ 3,432				
Total With Overhead	<u>\$ 29,832</u>				
GLAST OCF Per Annum (except CY06 that starts July 1, 06)	\$ 372,437	\$ 365,270	\$ 704,840	\$ 718,778	\$ 733,273



current collaboration demographics

Country	membership category		
	Full Member	Affiliated Scientist	Postdoc
France			
CEA	6	4	0
IN2P3	8	1	0
Italy			
ASI	2	15	1
INFN	12	12	13
Japan	6	3	3
Sweden	1	6	0
USA			
DOE	29	9	2
NASA	18	15	1
other	4	14	1
Australia		1	
Germany		4	
Great Britain		1	
Total	86	85	21



current collaboration demographics

Country	membership category		
	Full Member	Affiliated Scientist	Postdoc
France			
CEA	6	4	0
IN2P3	9	1	2
Italy			
ASI	2	15	1
INFN	12	12	13
Japan	6	3	3
Sweden	1	6	0
USA			
DOE	29	9	6
NASA	18	15	1
other	4	14	1
Australia		1	
Germany		4	
Great Britain		1	
Total	87	85	27