

ACO-RPT-000381

* ManTech *
* *
* Document # 22-07-1301 *

ManTech

International Corporation

To: Mark Branch
CC: Nicholas Hovaker
From: Nathan Block
Date: 6/7/2005

A "conducted susceptibility" test was conducted on the GLAST ACD ELECTRONIC CHASSIS on June 6, 2005 in accordance with ManTech Document No. 22-02-2576. The CSCM test, which was based on the CS114 method and conducted in Building 2, Room 70, revealed no susceptibility of the ACD.


Nathan Block, ManTech EMC Engineer 6/7/05
Date

Concurrence


Mark Branch, EMC Test Engineer, Code 549 6/7/05
Date

Test center	EMC Test Laboratory GSFC NASA	
TEST REPORT		Report No. : 002
Standard	MIL-STD-461E, CS114	
Test object	ACD	
Customer	GLAST	
Test engineer	Vaughn Neslon	
Recorded	June 6, 2005 3:31:02 pm , with ICD 3.24.00	
Test equipment	1.) EM TEST AG, CWS 500D, 2.) Current monitor Instrument CWS internal PM1000 91550-2, Cal 07-28-04 3.) Forward power instrument CWS internal PM1000	
Result file	C:\EMTEST\ICD324\RESULT\GLAST 002.prj	
Result	Test Passed	

Testfile

Name	glast 95236-1.nrm
Path	c:\emtest\icd324\standard\military\mil-std-461e\cs114\glast 95236-1.nrm
Modification date	6/6/2005 1:40:40 PM

Test Values

no.	title	F1 [MHz]	L1 [dBuA]	F2 [MHz]	L2 [dBuA]	F-step [MHz]	td [s]	tp [s]	Modulation
16.	Glast 95236-1	0.010	89.0	1.000	89.0	5.0 %	3.0 s	0.0 s	PM1kHz50%
17.		1.000	89.0	2.000	89.0	1.0 %	3.0 s	0.0 s	PM1kHz50%

Test center	EMC Test Laboratory GSFC NASA	
TEST REPORT		Report No. : 002
Standard	MIL-STD-461E, CS114	

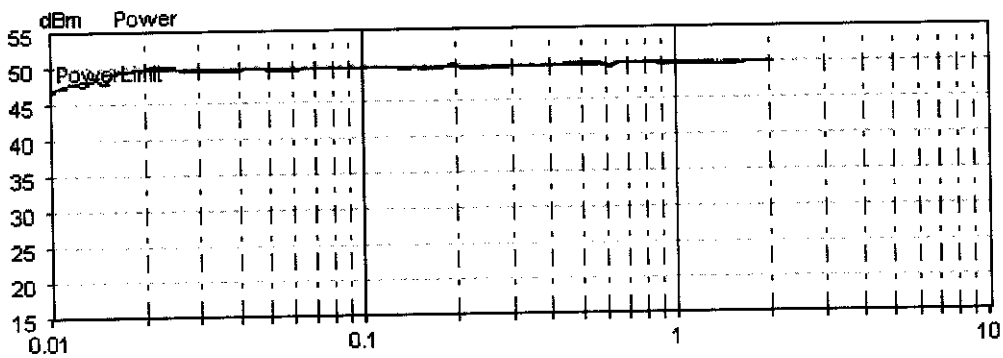
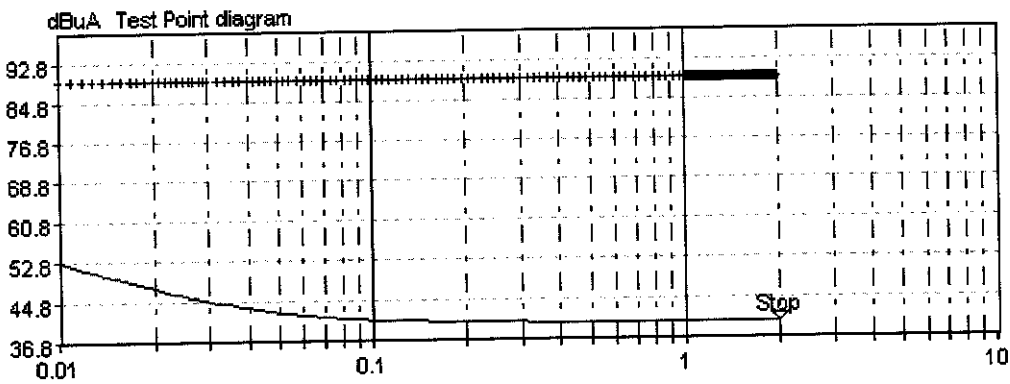
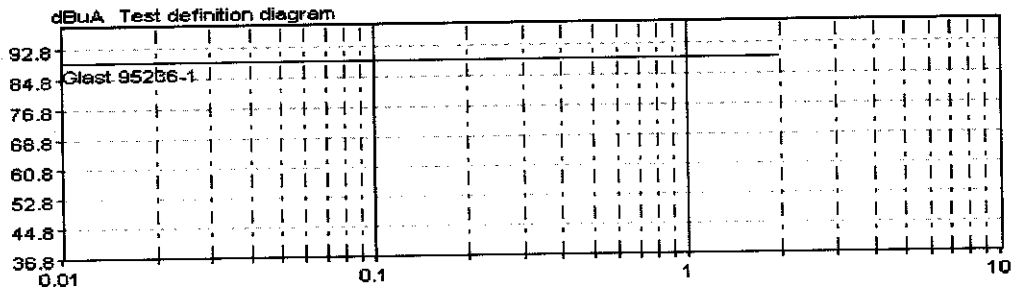
Test summary

no.	Calibration file	Tp. count	Ev. count	passed
1.	95236-1 Glast 95236-1 0_01 - 2164/164	164/164	1	ok

Coupling device: 1

Modell	95236-1
Sno	11351
Note	CW Input 75W (30 min)
Frequency range	0.010 .. 30.000 MHz

Diagrams



Test center	EMC Test Laboratory GSFC NASA	
TEST REPORT		Report No. : 003
Standard	MIL-STD-461E, CS114	
Test object	ACD	
Customer	GLAST	
Test engineer	Vaughn Neslon	
Recorded	June 6, 2005 4:28:08 pm , with ICD 3.24.00	
Test equipment	1.) EM TEST AG, CWS 500D, 2.) Current monitor Instrument CWS internal PM1000 91550-2, Cal 07-28-04 3.) Forward power instrument CWS internal PM1000	
Result file	C:\EMTEST\ICD324\RESULT\GLAST 003.prj	

Testfile

Name	glast 95242-1.nrm
Path	c:\emtest\icd324\standard\military\mil-std-461e\cs114\glast 95242-1.nrm
Modification date	6/6/2005 1:42:36 PM

Test Values

no.	title	F1 [MHz]	L1 [dBuA]	F2 [MHz]	L2 [dBuA]	F-step [MHz]	td [s]	tp [s]	Modulation
17.	Glast 95242-1	2.000	89.0	30.000	89.0	1.0 %	3.0 s	0.0 s	PM1kHz50%
18.		30.000	89.0	150.000	89.0	0.5 %	3.0 s	0.0 s	PM1kHz50%

Test center	EMC Test Laboratory GSFC NASA	
TEST REPORT		Report No. : 003
Standard	MIL-STD-461E, CS114	

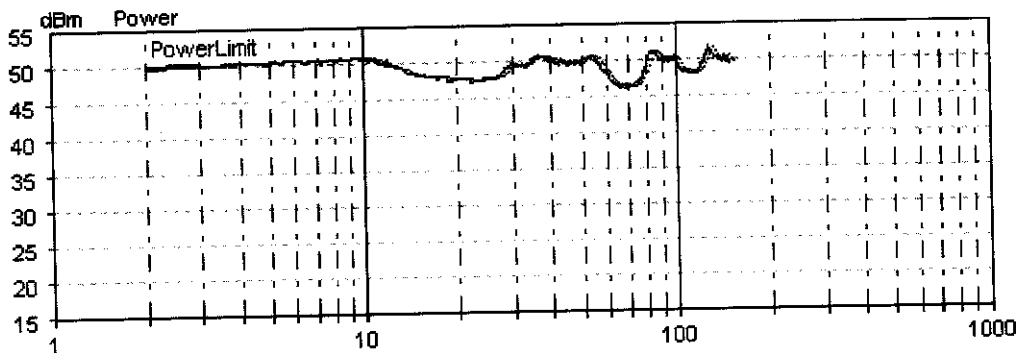
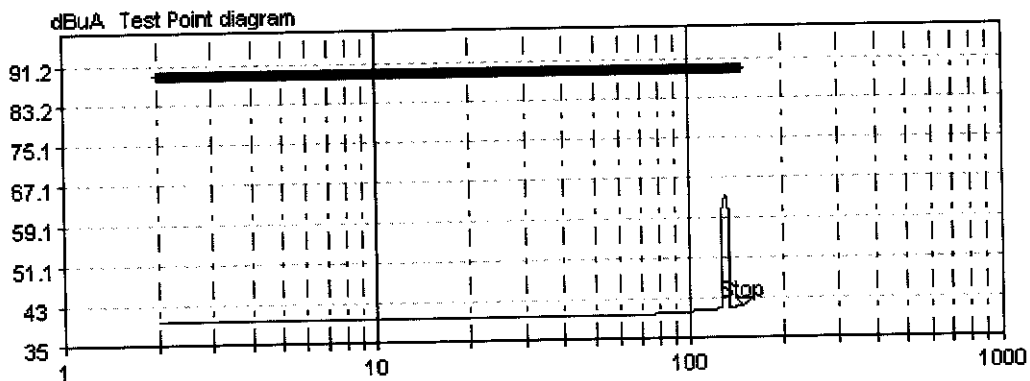
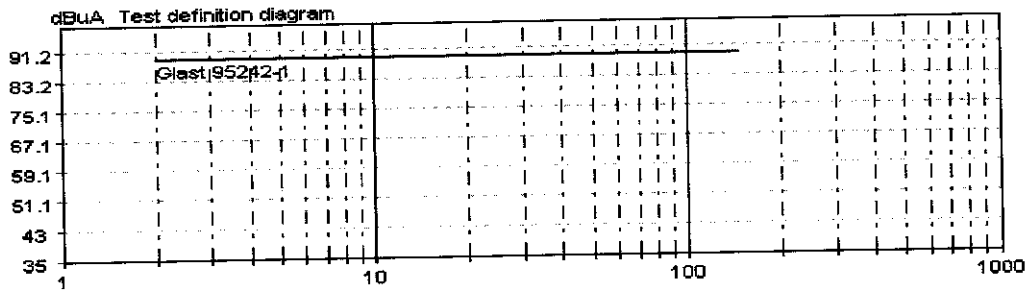
Test summary

no.	Calibration file	Tp. count	Ev. count	passed
1.	95242-1 Glast 95242-1 2_0 - 15598/598	598/598	1	ok

Coupling device: 1

Modell	95242-1
Sno	10783
Note	CW Input 100W (30 min)
Frequency range	2.000 .. 400.000 MHz

Diagrams



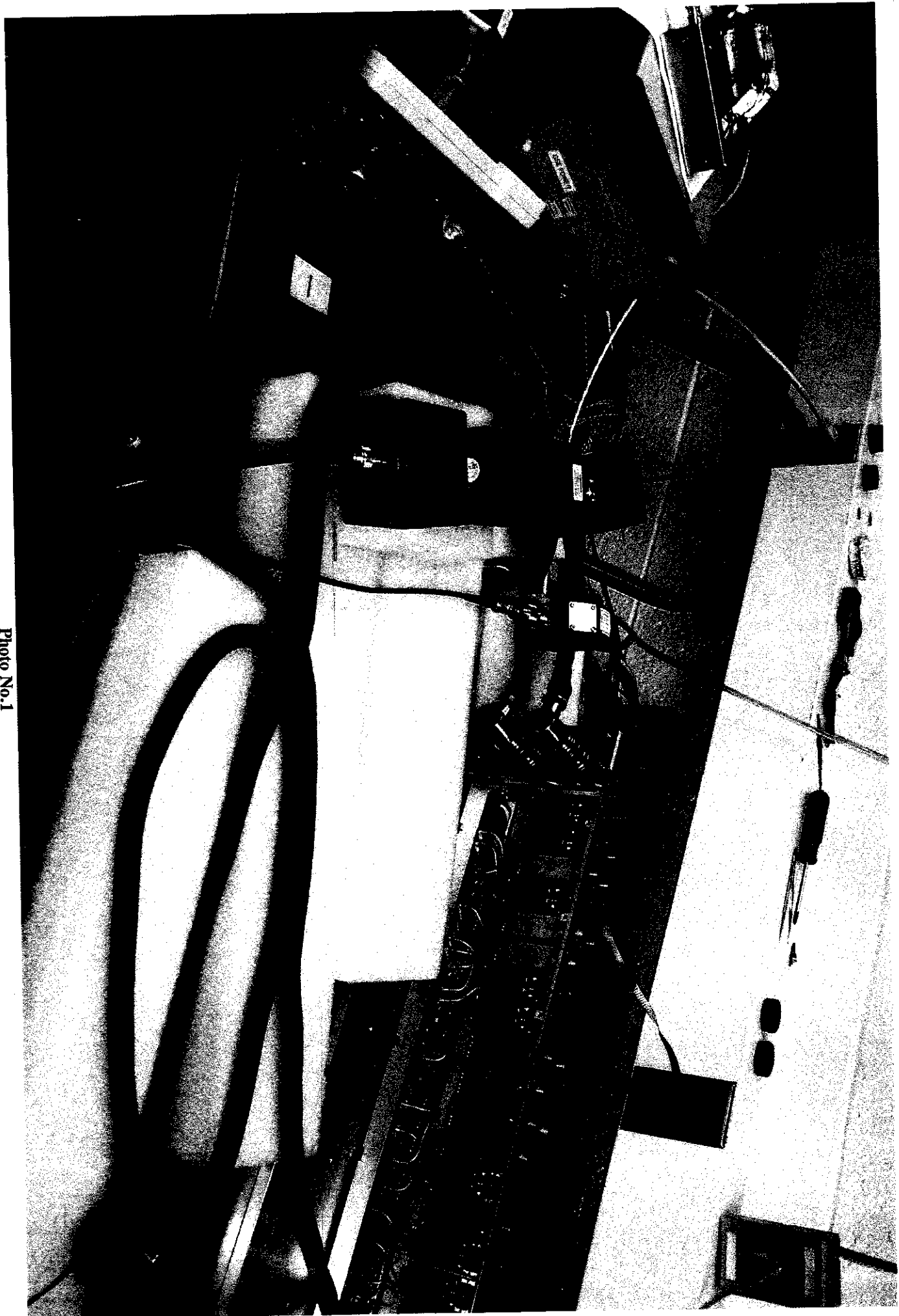


Photo No.1

June 6, 2005

GLAST / ACD, WD No.6357

CSCM, 10KHz - 150 MHz

Test No.2




Photo No.1
June 6, 2005
GLAST / ACD, WD No.6357
CSCM, 10kHz - 150 MHz
Test No.2